

TABLE OF CONTENTS		Page
Executive Summary		1
2020-21 Graduate Outcome Benchmarks		2
Research Introduction and Methodology		3
Graduate Characteristics		3
Age		3
Ethnicity		4
Gender		4
Area of Residence		4
Summary of Graduates and Awards Earned from 2018-19 through 2020-21		5
2020-21 Graduates – Plans after MPCC		6
Evaluation of Services		6
Instructional Services		7
Quality of Service		7
Learning Outcomes		7
Employment Status of Graduates		8
MPCC Mission Statement		8

Executive Summary

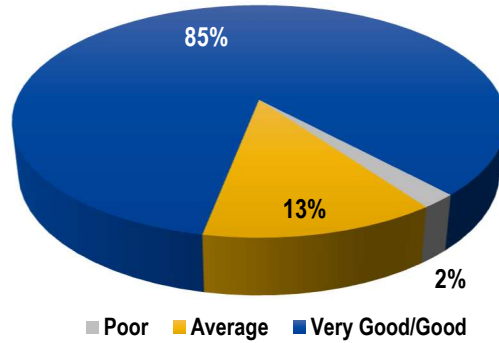
Mid-Plains Community College had 375 graduates receive 420 awards during the 2020-21 academic year: 301 associate degrees, 93 diplomas, and 26 certificates. The percentage of total graduates from Nebraska was 89.3%; and 78.6% resided in the MPCC 18-county service area. Out of 375 students, 203 completed a graduate survey; and 24 out of 118 employers completed a graduate employer survey. Response rate for the graduate survey was 54.1%, and the response rate for the employer survey was 20.3%.

The graduates consistently rated their experiences at the college as good or very good. When rating the college on *Usefulness of Training*; 76% of the students who responded rated it as good or very good.

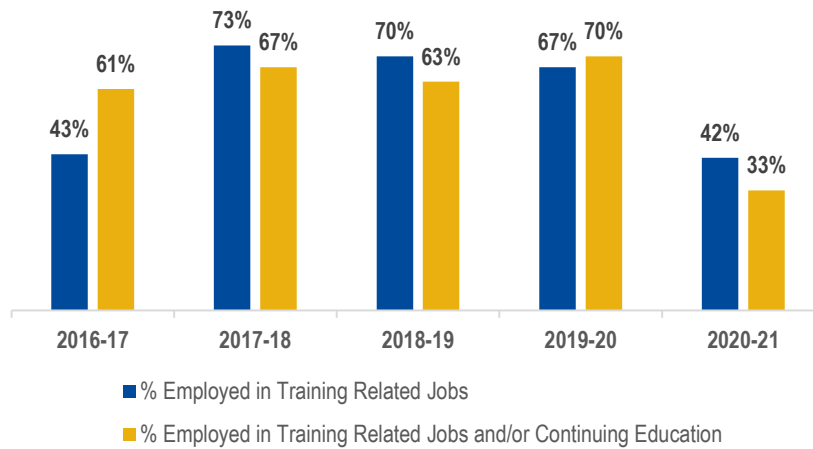
Mid-Plains Community College is continuing to ***transform lives through exceptional learning opportunities for individual student success*** and helping to provide quality personnel for industries and employers in southwest and west-central Nebraska and beyond.

2020-21 Graduate Outcome Benchmarks

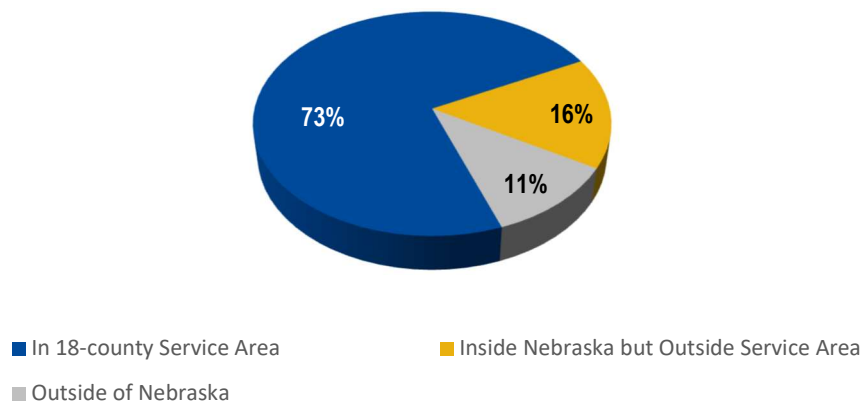
Usefulness of Training Rating



Technical Graduates Employment



Technical Graduates Employment Location



Source: Office of Institutional Research and Planning; 2020-21, Graduate Survey (8/03/2021).

Introduction

Each year the college conducts a graduate survey to assess academic outcomes and gather information on employment secured by graduates. This survey is completed by students immediately upon successful completion of their program of study and the results are presented here in the *Graduate Exit Survey Report*, in the Spring, in the *Graduates at Work Report*, and in the *Student Experience Report*. The *Graduate Exit Survey* was designed by the MPCC Office of Institutional Research and Planning, with the help of the MPCC Career Services Center, and contains questions from the following categories:

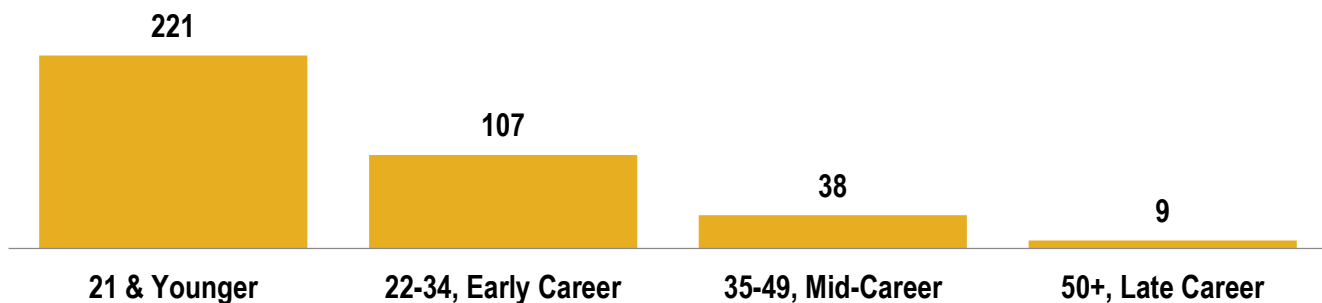
- ❖ General demographic information
- ❖ Information regarding graduate's plans
- ❖ Employment information, and
- ❖ Evaluation of college services

Any questions regarding this report may be directed to the MPCC Office of Institutional Research and Planning at 1101 Halligan Dr., North Platte, NE 69101, 308-535-3685, or ir@mpcc.edu.

Graduate Characteristics

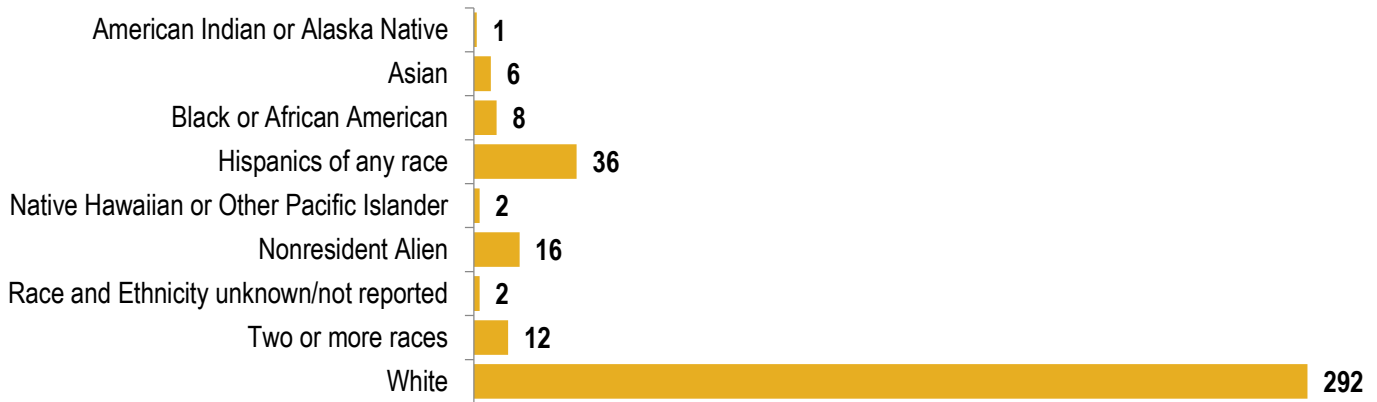
For the 2020-21 academic year, Mid-Plains Community College granted 420 awards, which included 301 degrees, 93 diplomas, and 26 certificates. Seventy-six awards were granted in July (7/30/2020), 49 in December (12/12/2020), 295 in May (5/06/2021), and 12 awards were granted in June (06/25/2021). These awards were conferred to 375 individual students, herein referred to as graduates. Demographic characteristics of graduates are illustrated below.

2020-21 Graduates - Age



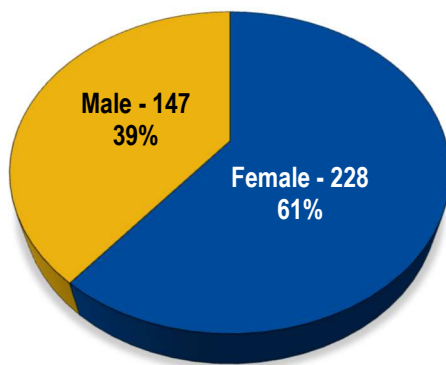
Source: Office of Institutional Research and Planning; 2020-21 Graduates by Date Conferred (8.3.2021).

2020-21 Graduates- Ethnicity



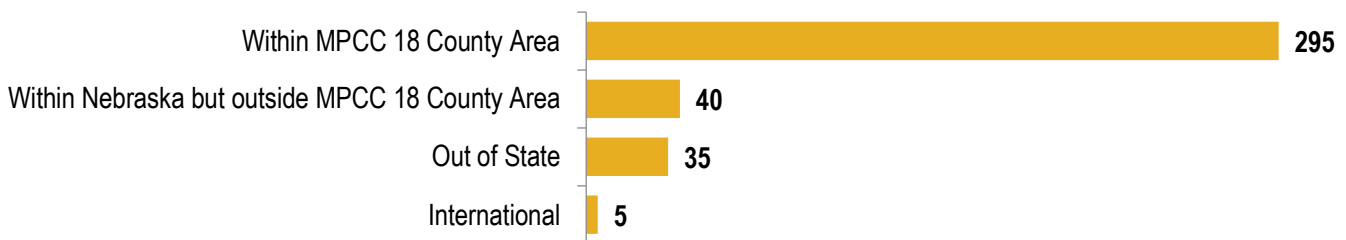
Source: Office of Institutional Research and Planning; 2020-21 Graduates by Date Conferred (8.3.2021).

2020-21 Graduates- Gender



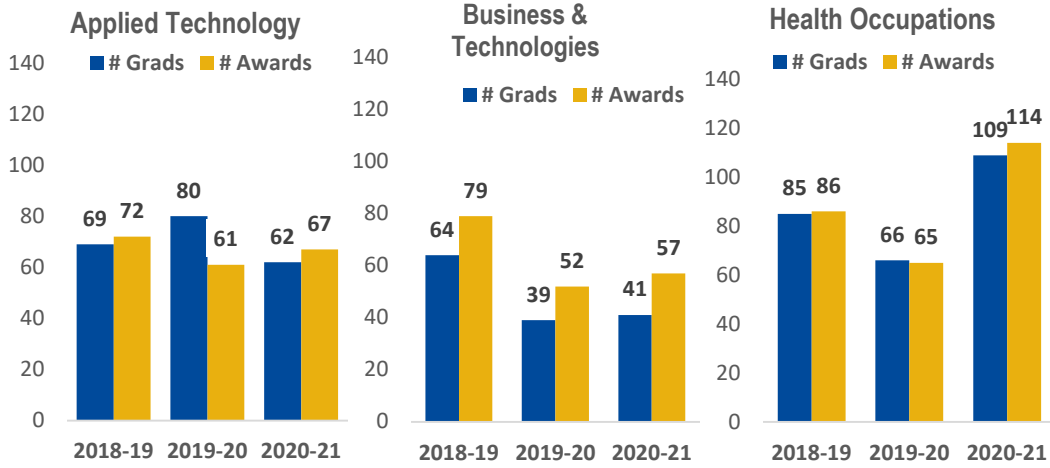
Source: Office of Institutional Research and Planning; 2020-21 Graduates by Date Conferred. (8.3.2021).

2020-21 Graduates- Area of Residence

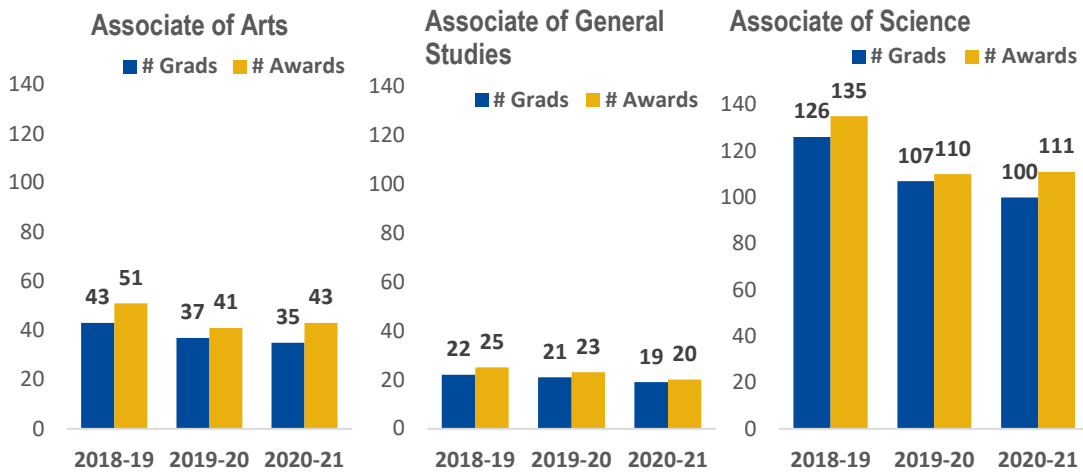


Source: Office of Institutional Research and Planning; 2020-21 Graduates by Date Conferred (8.3.2021).

Summary of Graduates and Awards Earned from 2018-19 Through 2020-21



*Note: Programs not included in visual are MPCC Early Childhood Education and Associate of Fine Arts.



Source: Office of Institutional Research and Planning; 2020-21 Graduates by Date Conferred (8.3.2021).

2020-21 Graduates- Plans after MPCC

- ❖ Out of 203 respondents, 118 (58.1%) believed their educational experience has helped or will help them with job opportunities, job advancement, job support, and/or provide other benefits.
- ❖ Of the respondents, 55 (27.1%) indicated that they either had or planned to change careers as a result of their education or graduation from MPCC; 142 (70%) had no plans to change careers, and 6 (3%) respondents chose not to answer.
- ❖ Of the 203 graduates who completed the survey, 119 (58.6%) were planning to continue their education within the next six months at a wide range of locations. MPCC was the most frequently named college with 21 (17.6%) of the graduates indicating it as their next college. The University of Nebraska at Kearney was the second most mentioned college at 16 (13.4%).
- ❖ There were 25 (21%) other colleges named. Of those planning to continue their education; 17 (14.3%) did not know or did not specify where they planned on attending college after graduation.

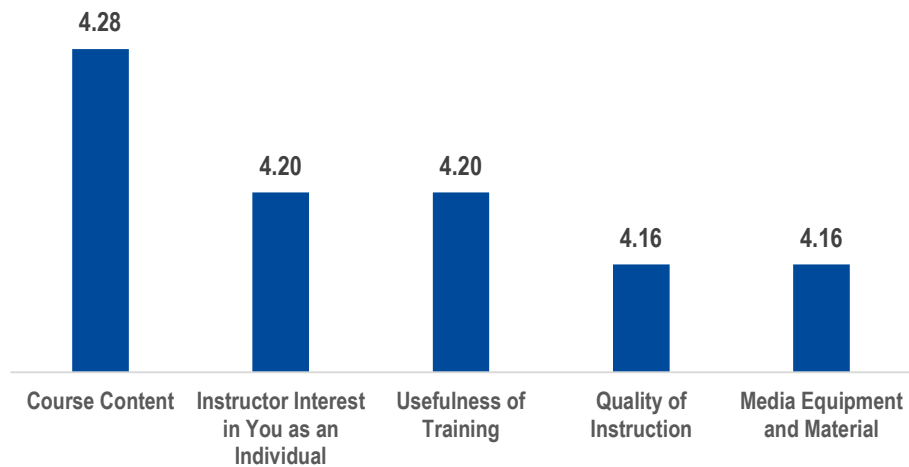
Evaluation of Services

The following three categories provide a summary of graduate responses of their satisfaction with Instructional Services, Variety of College Services, and Student Learning Outcomes. Services and outcomes were rated on a 5-point scale.

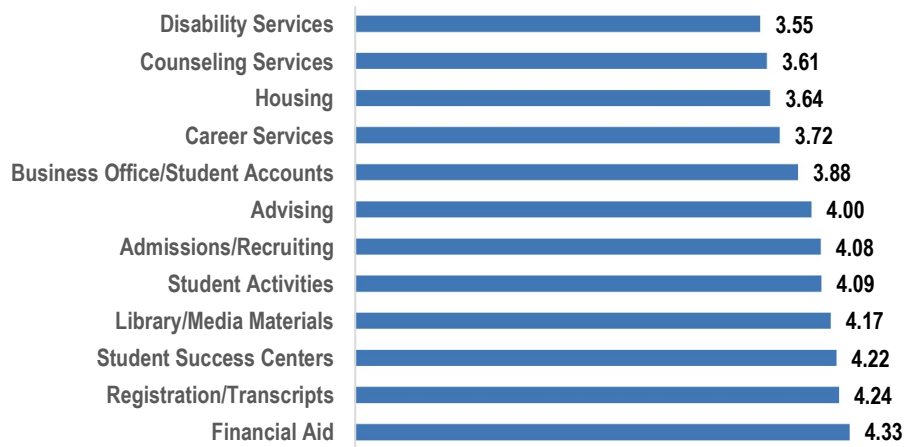
5=Very Good, 4=Good, 3=Average, 2=Poor, 1=Very Poor

- ❖ In the category of Instructional Services, graduates rated the five areas virtually the same, with only a slight difference (.08) between the highest and lowest rated items. The highest rated area was *Course Content* (4.28). There was a tie between *Media, Equipment, and Material* and *Quality of Instruction* (4.16) for the lowest rated area of Instructional Services.
- ❖ In the category, Variety of College Services, graduates gave the highest rating to *Financial Aid* (4.33) and the lowest rating to *Disability Services* (3.55).
- ❖ When asked about specific Learning Outcomes, two areas tied for the strongest rating; *Develop Effective Oral Communication Skills and Develop Information Literacy Competencies* (4.36). *Develop and Use Mathematical Skills* (4.08) had the lowest rating.


Instructional Services



Variety of College Services



Learning Outcomes



Source: Office of Institutional Research and Planning; 2020-21 Graduate Surveys (08.03.2021).

Employment Status of Graduates

Of the 375 graduates, for the 2020-21 academic year, 203 completed the graduate survey for a 54% response rate. Of the 203 who completed the survey, **121** (60%) indicated they were employed in some capacity, 80 (39%) indicated they were not employed at the present time, however, 12 (15%) of the unemployed were attending college. A summary of employment status results is presented below.

- ❖ Of those responding they were employed (**121**), 55 (45%) indicated their positions were full-time, 64 (53%) indicated their positions were part-time, and 2 (2%) did not respond.
- ❖ When employed respondents were asked if their current position **was a result** of their education at MPCC, 34 (28%) answered yes, 85 (70%) answered no, and 2 (2%) did not respond.
- ❖ When employed respondents were asked if their current position **was related to** their program of study at MPCC, 59 (49%) answered yes or closely related, 60 (50%) answered no, and 2 (2%) did not respond.
- ❖ Of the respondents who had indicated they were employed, 106 (88%) indicated their county or state of employment. There was a total of 98 (92.0%) respondents employed in Nebraska. Of those employed in Nebraska, 83 (85%) were employed inside the MPCC 18-county service area, and 15 (15%) were employed in Nebraska outside the MPCC service area. Eight respondents (8%) were employed out of state.
- ❖ Out of the 203 respondents, 80(39.4%) indicated they were unemployed. Of the unemployed, 11(13.8%) listed attending college as their reason for unemployment. Six of the unemployed (7.5%) were not available for employment. One student (1%) was actively seeking employment. One student (1%) will be entering military service after graduation. Students who did not state a reason for being unemployed totaled 62 (77.5%).

Mid-Plains Community College does not discriminate based upon any protected status.
Please see www.mpcc.edu/about/non-discrimination-policy.php.